

*E-NEWSLETTER 43rd. edition*



## *Securities Market*

---

*July 2016*

*[www.mse.mn](http://www.mse.mn)*

# E-NEWSLETTER 43 edition

# Securities Market

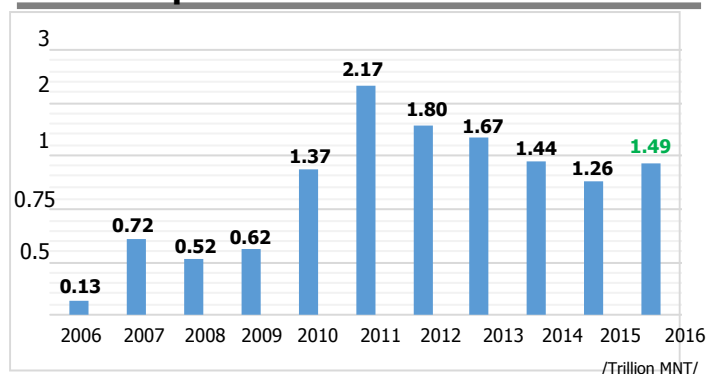
## July 2016

### Stock trading

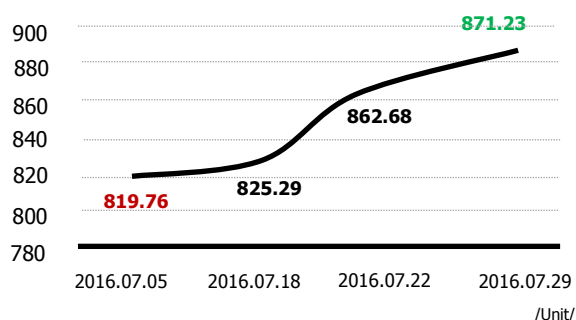
/2016.06.30 14:05/

Traded volume	1,593,420 /+40.3%/
Total value /MNT/	3,057,570,000
Number of securities transaction	713
Number of traded securities	47
Market capitalization	1,488,856,471,666.06
MSE All index	885.46
Top-20 index	12,776.4

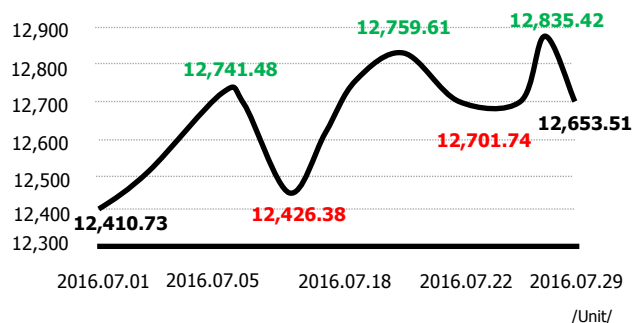
### Market capitalization



### MSE ALL index



### TOP-20 index



### Listed Joint Stock Companies

Total	235
State-owned	21
Partially state-owned	16
Private	196
Listing Classification "I"	7
"II"	46
"III"	176

### Member Securities Companies

Total	58
Special license /Underwriter, Broker, Dealer/	26
Special license /Broker, Dealer/	29



**MONGOLIAN STOCK  
EXCHANGE**

## Trading activities for Securities companies

As of 30 June 2016

Sim- bol	Company Name	Buy		Sell		Trading value buy, sell
		Volume	Value	Volume	Value	
1	<b>BDSec JSC</b>	<b>298,557</b>	<b>2,573,344,657</b>	<b>396,386</b>	<b>2,615,924,491</b>	<b>5,189,269,148</b>
2	<b>Ard Securities LLC</b>	<b>669,860</b>	<b>200,429,200</b>	<b>668,134</b>	<b>200,106,586</b>	<b>400,535,786</b>
3	<b>Gauli LLC</b>	<b>270,318</b>	<b>74,978,478</b>	<b>228,954</b>	<b>69,349,298</b>	<b>144,327,776</b>
4	<b>Argai Best LLC</b>	<b>24,070</b>	<b>50,547,000</b>	<b>24,070</b>	<b>50,547,000</b>	<b>101,094,000</b>
5	<b>Standart Investment LLC</b>	<b>82,122</b>	<b>49,591,337</b>	<b>25,885</b>	<b>8,037,961</b>	<b>57,629,298</b>
6	Bulgan Broker LLC	12,000	17,400,000	29,000	24,883,985	42,283,985
7	Teso Investment LLC	67,075	22,793,887	5,110	1,659,030	24,452,917
8	EuroAsia Capital Mongolia LLC	31,265	13,393,055	8,445	3,627,300	17,020,355
9	National Securities LLC	80	1,560,800	32,371	14,066,260	15,627,060
10	TDB Capital LLC	19,464	9,468,335	9,614	6,141,835	15,610,170
11	Bumbat-Altai LLC	21,911	10,079,760	567	1,211,720	11,291,480
12	Golomt Securities LLC	9,203	3,230,682	24,656	6,182,727	9,413,409
13	Monsec LLC	22,702	6,082,779	4,246	2,034,565	8,117,344
14	Capital Market Corporation LLC	3,459	5,354,115	6,986	2,340,723	7,694,838
15	Undurkhaan Invest LLC	0	0	15,141	7,613,680	7,613,680
16	Novel Investment LLC	6,709	3,505,339	7,221	3,895,639	7,400,978
17	Asia Pacific Securities LLC	516	802,910	18,067	6,327,030	7,129,940
18	Ard Capital Group LLC	23,595	5,025,677	6,247	2,006,115	7,031,792
19	Sanar LLC	841	58,870	15,100	6,672,490	6,731,360

## Actively traded securities

As of 30 June 2016

No	Sim- bol	Securities Name	Volume	Value	High	Low	Open	Close	Change / unit/	Change / % /
1	MNP	MONGOL POST JSC	900,714	268,281,291	299	280	299.00	280.00	-19.00	-6.35
2	HRM	HERMES CENTER JSC	171,200	23,112,465	145	130	130.00	130.00	0.00	0.00
3	APU	APU JSC	135,310	58,340,753	450	400	435.94	436.30	0.36	0.08
4	JTB	GENCO TOUR BUREAU JSC	118,366	8,294,200	75	70	70.00	71.01	1.01	1.44
5	SUU	SUU JSC	116,732	17,557,434	156	145	150.00	150.00	0.00	0.00
6	SUL	GAZAR SULJMEJ JSC	44,267	2,500,837,500	41,000	41,000	41,000.00	41,000.00	0.00	0.00
7	HGN	KHUKH GAN JSC	35,399	2,077,133	60	55	59.00	60.00	1.00	1.69
8	EER	ARIG GAL JSC	24,459	51,359,237	2,150	2,000	2,099.00	2,150.00	51.00	2.43
9	GTJ	GURIL TEJEEL BULGAN JSC	12,106	17,550,100	1,450	1,400	1,450.00	1,450.00	0.00	0.00
10	UID	ULSIIN IKH DELGUUR JSC	7,344	3,763,365	580	500	530.57	510.00	-20.57	-3.88
11	BAN	BAGANUUR JSC	5,301	14,043,190	2,830	2,465	2,461.00	2,550.00	89.00	3.62
12	TTL	TAVAN TOLGOI JSC	5,028	7,086,320	1,431	1,400	1,430.00	1,404.00	-26.00	-1.82
13	RMC	REMICON JSC	4,800	296,700	65	58	59.61	64.90	5.29	8.87
14	GOV	GOVI JSC	3,274	27,136,285	8,360	8,160	8,340.00	8,300.00	-40.00	-0.48
15	BUK	UB BUK JSC	1,949	921,679	514	389	339.25	490.00	150.75	44.44
16	TCK	TALKH CHIKHER JSC	1,510	29,334,440	20,000	18,500	18,600.00	19,600.00	1,000.00	5.38
17	MMX	MAKH IMPEX JSC	1,256	3,414,237	2,800	2,650	2,600.00	2,700.00	100.00	3.85
18	MIB	MONINJBAR JSC	897	114,245	135	125	125.00	126.00	1.00	0.80
19	SHV	SHIVE OVOO JSC	862	2,442,866	3,250	2,699	2,656.00	3,179.00	523.00	19.69
20	ETR	E-TRANS LOGISTIC JSC	751	63,838	88	85	77.00	85.00	8.00	10.39



**MONGOLIAN STOCK  
EXCHANGE**

## Securities with most growth

As of 30 June 2016

Securities Name	Number of Traded Securities	Closing price		Change /MNT/	Change /Percentage/
		2016-06-30	2016-07-29		
UB BUK JSC	1,949	339.25	490.00	150.75	44.44%
SHIVEE OVOO JSC	862	2,656.00	3,179.00	523.00	19.69%
DARKHAN KHUNS JSC	95	4,880.00	5,740.00	860.00	17.62%
MATERIAL IMPEX JSC	4	9,010.00	10,490.00	1,480.00	16.43%
TECHNIC IMPORT JSC	1	2,800.00	3,220.00	420.00	15.00%
TUSHIG UUL JSC	70	420.00	483.00	63.00	15.00%
GUTAL JSC	2	16,500.00	18,970.00	2,470.00	14.97%
SOR JSC	10	1,818.00	2,090.00	272.00	14.96%
TAKHI CO JSC	2	19,000.00	21,840.00	2,840.00	14.95%
BAYANTALBAI JSC	3	57.00	65.00	8.00	14.04%
BDSEC JSC	20	1,830.00	2,069.00	239.00	13.06%
E-TRANS LOGISTIC JSC	751	77.00	85.00	8.00	10.39%
ADUUNCHULUUN JSC	46	1,501.00	1,648.00	147.00	9.79%
MOGOIN GOL JSC	89	3,600.00	3,932.00	332.00	9.22%
REMICON JSC	4,800	59.61	64.90	5.29	8.87%
THALKH CHIKHER JSC	1,510	18,600.00	19,600.00	1,000.00	5.38%
IKH BARILGA JSC	16	3,818.00	4,000.00	182.00	4.77%
MAKH IMPEX JSC	1,256	2,600.00	2,700.00	100.00	3.85%
BAGANUUR JSC	5,301	2,461.00	2,550.00	89.00	3.62%
BERKH UUL JSC	40	900.00	924.75	24.75	2.75%

## Securities with most decline

As of 30 June 2016

Securities Name	Number of Traded Securities	Closing price		Change /MNT/	Change /Percentage/
		2016-06-30	2016-07-29		
NEKHEESGUI EDLEL JSC	82	1,710.00	1,287.00	-423.00	-24.74%
SHARYN GOL JSC	5	3,773.00	3,208.00	-565.00	-14.97%
KHISHIG UUL JSC	2	590.00	502.00	-88.00	-14.92%
ULAANBAATAR KHIVS JSC	20	12,000.00	11,000.00	-1,000.00	-8.33%
CHACHARGANA JSC	6	920.00	850.00	-70.00	-7.61%
MEREX JSC	397	70.00	65.00	-5.00	-7.14%
MONGOL POST JSC	900,714	299.00	280.00	-19.00	-6.35%
AUTOIMPEX JSC	86	2,399.00	2,250.00	-149.00	-6.21%
MIK HOLDINGS JSC	141	12,750.00	12,000.00	-750.00	-5.88%
ULSIIN IKH DELGUUR JSC	7,344	530.57	510.00	-20.57	-3.88%
TAVAN TOLGOI JSC	5,028	1,430.00	1,404.00	-26.00	-1.82%
BAYANGOL HOTEL JSC	398	38,500.00	38,000.00	-500.00	-1.30%
MONIT BULIGAAR JSC	5	8,500.00	8,400.00	-100.00	-1.18%
GOVI JSC	3,274	8,340.00	8,300.00	-40.00	-0.48%
MONGOL SHEVRO JSC	54	1,406.00	1,400.00	-6.00	-0.43%

### PRIMARY MARKET TRADING OF "BAGANUUR" JSC CONDUCTED

According to the Resolution of Mongolian parliament and Mongolian Government to privatize state-owned enterprises to the public through Mongolian Stock Exchange, "Baganuur" JSC issued additional shares to the public. During the opening ceremony of this event, Otgonbayar.M, CEO of "Baganuur" JSC rang the bell and started subscription date which was 4, 5 July 2016.

In order to decrease 75% state ownership to not less than 51 percent, "Baganuur" JSC issued additional 9,870,287 shares to the public and will raise capital worth MNT26,156,260,550 from public. The company will expand its operation to supply coal for new "Amaglan" Thermal Power plant, Thermal Power plant 35, which will start in operation in 2017-2018 and Baganuur Thermal Power plant.

### INFORMATION OF MATURING GOVERNMENT BOND

Maturity date of 28 weeks 100,000 Government bonds with 14% annual coupon, issued on 22 December 2015 was 5 July 2016, and all payments including its principle payment has been made.

Government securities symbol: **ZGEB-BL-05/07/16-A0088-0**

### "NOVEL INVESTMENT" LLC EXPANDED ITS OPERATION

According to the Order No.: 189 of Financial Regulatory Commission in 2016, "Novel Investment" LLC, member company of Mongolian Stock Exchange, granted to open new branch in Chingeltei district /Khoroo #18, Yargait 37, door#140/.

In 2016, "Novel Investment" JSC traded total of MNT5.58 billion which is 6 percent of total trading of Mongolian Stock Exchange.

### 6 JOINT STOCK COMPANIES DELISTED FROM MSE

According to the Clause No.: 23, 83.1 of Company Law, the Resolution No.: 323, 277, 217, 256, 404, 384 of Financial Regulatory Commission, and the Order No.: 240 of CEO of MSE dated on 22 June 2016, following 6 Joint Stock Companies delisted from MSE's listing.

No	Symbol	Company Name	Delisted date	Number of shares	Nominal price
1	GTR	"Gan Teerem" JSC	2016.06.22	296,504	100
2	DHS	"Dornod Khuns" JSC	2016.06.22	388,719	100
3	ARG	"Aerogeodezi" JSC	2016.06.22	3,806,767	100
4	SCL	"Shinechlel Invest" JSC	2016.06.22	193,461	100
5	CCA	"Buudain Tsatsal" JSC	2016.06.22	72,076	100
6	MSV	"Monsav" JSC	2016.06.22	105,000	100

### LISTING AMENDMENT MADE TO 8 JOINT STOCK COMPANIES

As of first half year of 2016, listing amendment made to 8 Joint Stock Companies out of total 229 companies of Mongolian Stock Exchange. Following chart shows the change:

No	Sym- bol	Company Name	Change status	Before change	After change	Date
1	BUK	"UB-BUK" JSC	Stock split	1,315,475	131,547,500	2016.05.24
2	HBZ	"Hunnu Management" JSC	Change name	"KhAABZ" JSC	"Hunnu Management" JSC	2016.05.13
3	AMT	"Khar Khorum Properties" JSC	Change name	"Shimtleг" JSC	"Khar Khorum Properties" JSC	2016.05.13
4	HCH	"E-Monie" JSC	Change name	"Javkhlant Kharaa" JSC	"E-Monie" JSC	2016.05.13
5	ALI	"Standart Noos" JSC	Change name	"Арилжаа импекс" ХК	"Standart Noos" JSC	2016.05.13
6	APU	"APU" JSC	Stock split	74,287,700	742,877,000	2016.05.12
7	SUU	"Suu" JSC	Stock split	344,000	344,000,000	2016.05.05
8	ZOO	"Zoos Goyol" JSC	Stock split	3,754,944	13,038	2016.01.22