

E-NEWSLETTER 45th. edition



Securities Market

E-NEWSLETTER 45 edition

Securities Market

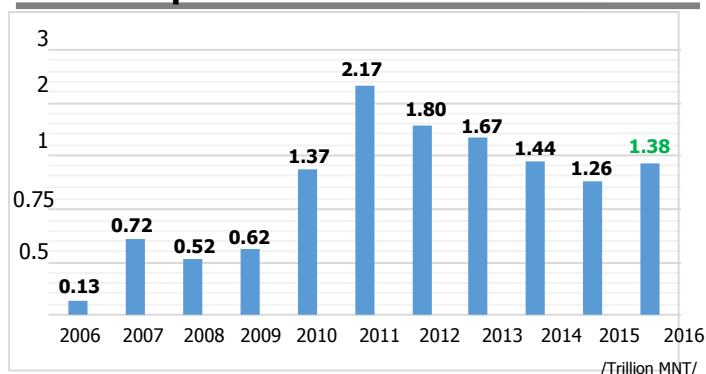
September 2016

Stock trading

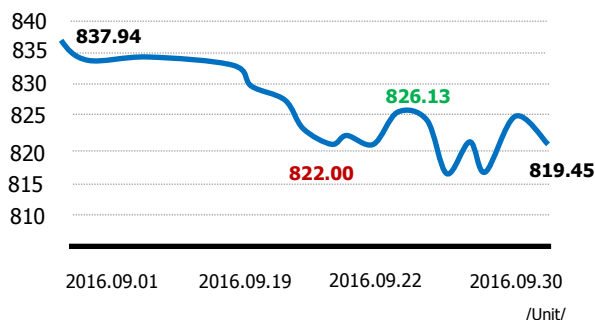
/2016.09.30 14:05/

Traded volume	4,248,443
Total value /MNT/	53,632,597,244
Number of securities transaction	1,387
Number of traded securities	61
Market capitalization	1,387,687,323,297.00
MSE All index	819.45
Top-20 index	11,433.16

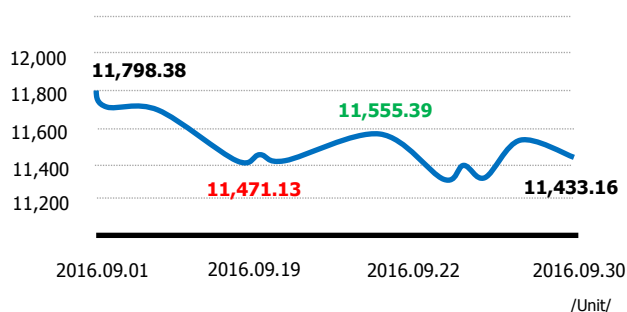
Market capitalization



MSE ALL index



TOP-20 index



Listed Joint Stock Companies

Total	228
State-owned	19
Partially state-owned	15
Private	194
Listing Classification "I"	7
"II"	46
"III"	175

Member Securities Companies

Total	58
Special license /Underwriter, Broker, Dealer/	26
Special license /Broker, Dealer/	29

Trading activities for Securities companies

As of 30 September 2016

Sym bol	Company Name	Buy		Sell		Trading value buy sell
		Volume	Value	Volume	Value	
1	TDB Capital LLC	2,502,069	28,396,525,775.00	2,539,462	28,385,903,543.00	56,782,429,318.00
2	BDSec JSC	350,002	80,754,189.00	508,744	136,088,094.87	216,842,283.87
3	Ard Securities LLC	338,264	101,049,526.05	365,953	106,725,363.00	207,774,889.05
4	Secap	71,292	87,490,044.00	70,938	87,111,864.00	174,601,908.00
5	Delgerkhangai Securities LLC	59,707	72,692,430.00	63,214	77,874,898.00	150,567,328.00
6	Standard Securities LLC	282,708	114,245,345.00	25,834	18,644,855.00	132,890,200.00
7	Gendex LLC	201,559	78,034,53.40	0	0.00	78,034,153.40
8	Tulgat Chandmani Bayan LLC	7,079	47,459,795.00	954	22,436,080.00	69,895,875.00
9	Bumbat-Altai LLC	66,145	28,364,958.00	64,152	29,292,791.20	57,657,749.20
10	Gauli LLC	15,141	15,076,721.00	25,588	22,951,376.00	38,028,097.00
11	Undurkhaan Invest LLC	0	0.00	81,964	34,003,863.50	34,003,863.50
12	Darkhan Broker LLC	46	724,800.00	2,469	21,670,608.00	22,395,408.00
13	Zerged LLC	5,082	2,307,742.00	59,505	19,731,717.20	22,039,459.20
14	Sanar LLC	33	12,540.00	27,804	19,089,599.00	19,102,139.00
15	Ard Capital Group LLC	14,107	13,622,322.20	3,327	4,961,745.05	18,584,067.25
16	Asia Pacific Securities LLC	190	786,170.00	55,397	16,009,518.00	16,795,688.00
17	Tavan Bogd LLC	208	276,640.00	1,414	14,988,120.00	15,264,760.00
18	Golomt Securities LLC	13,574	9,787,987.20	14,588	3,772,040.00	13,560,027.20
19	Monsec LLC	3,243	1,210,938.00	9,787	11,029,913.00	12,240,851.00

Actively traded securities

As of 30 September 2016

No	Sym- bol	Securities Name	Volume	Value	High	Low	Open	Close	Change /Unit/	Change %/
1	MIK	MIK HOLDINGS	2,438,040.00	28,363,935,600.00	11,640.00	11,600.00	430.00	0.00	0.00	0.00
2	TTL	TAVAN TOLGOI	97,119.00	127,475,907.00	1,950.00	1,200.00	8,500.00	1,917.00	517.00	36.93
3	APU	APU	326,392.00	125,598,231.10	410.00	360.00	170.00	397.78	-5.77	-1.43
4	MNP	MONGOL POST	338,323.00	93,152,420.95	300.00	240.00	85.00	289.50	7.50	2.66
5	VIK	BAYAN-ALDAR	70,938.00	87,111,864.00	1,228.00	1,228.00	1,639.00	0.00	0.00	0.00
6	GOV	GOVI	6,723.00	64,517,700.00	12,460.00	8,100.00	4,490.00	9,740.00	1,340.00	15.95
7	DAH	DARKHAN KHUVUN	1,540.00	40,040,000.00	26,000.00	26,000.00	26,000.00	26,000.00	-1,000.00	-3.70
8	NEH	DARKHAN NEKHII	826.00	16,528,000.00	20,040.00	20,000.00	2,650.00	20,000.00	-3,560.00	-15.11
9	TCK	TALKH CHIKHER	821.00	16,010,100.00	19,700.00	19,400.00	470.00	19,600.00	-200.00	-1.01
10	SUU	SUU	96,900.00	12,722,433.17	139.00	120.00	850.00	136.62	4.35	3.29
11	HGN	KHUKH GUN	229,271.00	12,521,763.60	72.60	52.00	2,570.00	62.00	7.00	12.73
12	ETR	E-TRANS LOGISTIC	129,837.00	10,392,795.00	84.00	80.00	999.00	83.55	-0.45	-0.54
13	MDR	FRONTIER LAND GROUP	20,202.00	9,089,702.00	450.00	426.00	800.00	450.00	10.00	2.27
14	HRM	HERMES CENTER	67,712.00	8,803,660.00	135.00	130.00	770.00	135.00	0.00	0.00
15	BUK	UB-BUK	29,337.00	8,801,710.00	340.00	300.00	4,095.00	300.00	-49.00	-14.04
16	ATR	ATAR-URGUU	127.00	8,224,000.00	70,000.00	62,000.00	43,680.00	62,000.00	-3,000.00	-4.62
17	AOI	AUTO IMPEX	3,995.00	6,771,500.00	1,700.00	1,600.00	6,000.00	1,700.00	-300.00	-15.00
18	MIE	MATERIAL IMPEX	533.00	4,916,670.00	9,500.00	8,100.00	65,000.00	9,235.00	-265.00	-2.79
19	UID	ULSIIN IKH DELGUUR	8,540.00	4,273,393.90	510.00	452.00	2,000.00	482.10	-27.40	-5.38
20	MMX	MAKH IMPEX	1,444.00	3,820,378.00	2,730.00	2,600.00	2,050.00	2,700.00	0.00	0.00

Securities with most growth

As of 30 September 2016

№	Securities Name	Volume	Closing price		Change	Change
		/Ширхэг/	2016-08-31	2016-09-30	/MNT/	/Percentage/
1	TEKHNIC IMPORT	70.00	3,703.00	5,330.00	2 110.00	65.53%
2	MOGOIN GOL	200.00	4,299.00	5,700.00	1 605.00	39.19%
3	TAVAN TOLGOI	97,119.00	1,200.00	1,917.00	517.00	36.93%
4	GOVI	6,723.00	8,100.00	9,740.00	1 340.00	15.95%
5	KHUKH GAN	229,271.00	52.00	62.00	7.00	12.73%
6	IKH BARILGA	15.00	3,825.00	4,390.00	479.00	12.25%
7	MONGOL SAVKHI	3,757.00	699.00	699.00	69.00	10.95%
8	DORNOD IMPEX	70.00	105.00	105.00	5.00	5.00%
9	SUU	96,909.00	120.00	136.62	4.35	3.29%
10	MONGOL POST	338,323.00	240.00	289.50	7.50	2.66%
11	MON-IT BULIGAR	10.00	8,700.00	8,700.00	200.00	2.35%
12	ARIG GAL	357.00	2,150.00	2,200.00	50.00	2.33%
13	FRONTIER LAND GROUP	20,202.00	426.00	450.00	10.00	2.27%
14	KHERLEN KHIVS	7,909.00	144.00	150.00	1.00	0.67%
15	MIK HOLDINGS	2,438,040.00	11,600.00	0.00	0.00	0.00%
16	BAYAN-ALDAR	70,938.00	1,228.00	0.00	0.00	0.00%
17	HERMES CENTER	67,712.00	130.00	135.00	0.00	0.00%
18	MAKH IMPEX	1,444.00	2,600.00	2,700.00	0.00	0.00%
19	KHUDUUGIIN TEEVER	40.00	1,800.00	1,800.00	0.00	0.00%
20	MONGOL SHEVRO	17.00	1,200.00	1,200.00	0.00	0.00%

Securities with most decline

As of 30 September 2016

№	Securities Name	Volume	Closing price		Change	Change
			2016-08-31	2016-09-30	/MNT/	/Percentage/
1	GAZAR SULJMEL	47.00	30,950.00	42,200.00	-11,250.300	-21.05
2	BAYANTEEG	155.00	10,490.00	9,000.00	-2,000.00	-18.18
3	REMICON	30,706.00	65.00	56.00	-12.00	-17.65
4	HAI BI OIL	4.00	290.00	247.00	-52.39	-17.50
5	DARKHAN NEKHII	826.00	20,040.00	20,000.00	-3,560.00	-15.11
6	AUTO IMPEX	3,995.00	1,700.00	1,700.00	-300.00	-15.00
7	MONGOL NEKHMEL	5.00	5,700.00	5,700.00	-1,000.00	-14.93
8	TUSHIG UUL	90.00	411.00	411.00	-72.00	-14.91
9	BULGAN GURIL TEJEEL	24.00	1,240.00	1,240.00	-210.00	-14.48
10	MONINJBAR	2,160.00	125.00	120.00	-20.00	-14.29
11	MEREX	332.00	68.00	60.00	-10.00	-14.29
12	UB-BUK	29,337.00	340.00	300.00	-49.00	-14.04
13	GENCO TOUR BUREAU	47,816.00	70.00	65.00	-10.00	-13.33
14	ZOOS GOYOL	2.00	169,000.00	16,000.00	-26,000.00	-13.33
15	ULAANBAATAR KHIVS	83.00	11,500.00	10,000.00	-1,500.00	-13.04

TOP-20 INDEX RENEWED

Pursuant to the Regulation named "To calculate securities' price index" of Mongolian Stock Exchange, the Top-20 Index of MSE were renewed.

No	Symbol	Name of Securities	Market Capitalization	Number of days for trading participation	Average turnover
1	APU	APU	323,849,799,380	119	12,117,977
2	SUU	SUU	51,600,000,000	78	4,105,924
3	TTL	TAVAN TOLGOI	36,902,437,500	96	6,307,090
4	GOV	GOVI	65,061,382,500	108	2,059,518
5	MIK	MIK HOLDINGS	264,043,830,000	53	1,923,419
6	NEH	DARKHAN NEKHII	19,445,375,610	61	1,507,765
7	TCK	TALKH CHIKHER	19,040,875,800	84	1,431,350
8	BNG	BAYANGOL HOTEL	16,288,002,500	35	1,270,819
9	MNP	MONGOL POST	10,123,949,537	73	2,844,546
10	MCH	TELECOM MONGOLIA	9,264,070,860	31	776,400
11	JTB	GENCO TOUR BUREAU	7,000,000,000	69	592,285
12	BUK	UB-BUK	44,627,489,375	26	581,742
13	BAN	BAGANUUR	37,19,251,297	75	554,782
14	MIE	MATERIAL IMPEX	12,327,536,060	29	531,646
15	RMC	REMICON	4,690,082,849	72	574,520
16	SHG	SHARYN GOL	38,372,323,066	39	462,860
17	MRX	MEREX	4,550,350,000	35	451,478
18	MMX	MAKH IMPEX	9,881,874,600	72	451,451
19	UID	ULSIIN IKH DELGUUR	19,529,140,975	102	437,609
20	EER	ARIG GAL	7,303,092,680	48	400,635

On new Top-20 index, 14 Joint Stock Companies remained and "BDSec" JSC, "Khukh-Gan" JSC, "E-Trans-Logistic" JSC, "Hai Bi Oil" JSC and "Shivee Ovoo" JSC were removed from Index. Following JSC's added on renewed index: "Suu" JSC, "Mik Holding" JSC, "Mongol Post" JSC, "Telecom Mongolia" JSC, "Material Impex" JSC and "Remicon" JSC.

ALTAI.KH APPOINTED AS ACTING CEO OF MONGOLIAN STOCK EXCHANGE



According to the Resolution No.: 2016/03 of Board of Directors of MSE, Bolor.M was exempted from his duty as acting Chief Executor Officer , and Altai Khangai appointed as acting Chief Executor Officer of Mongolian Stock Exchange.

Altai Khangai was working at Mongolian Stock Exchange in period between 2011 and 2014 as a CEO. During the time of his service, he set foundation of the initiative to create a world class capital market, developed infrastructure of capital market and renewed Mongolian Securities Market law.

MIT SYSTEM IS READY TO SUPPORT CUSTODIAN SERVICES

MIT integrated Trading system is ready to support and work with Custodian services from 26 September 2016. Currently, Golomt Custodian bank, Khan Custodian bank and Trade and Development Custodian bank have granted special custodian licenses by Financial Regulatory Commission of Mongolia and signed the membership agreement with Mongolian Central Securities Depository. By signing this agreement, those custodian banks have become able to open accounts for their customers, and it created the favorable circumstance to MIT system to operate the trading by receiving orders from customers.

