

E-NEWSLETTER 46th. edition



Securities Market

October 2016

www.mse.mn

E-NEWSLETTER 46 edition

Securities Market

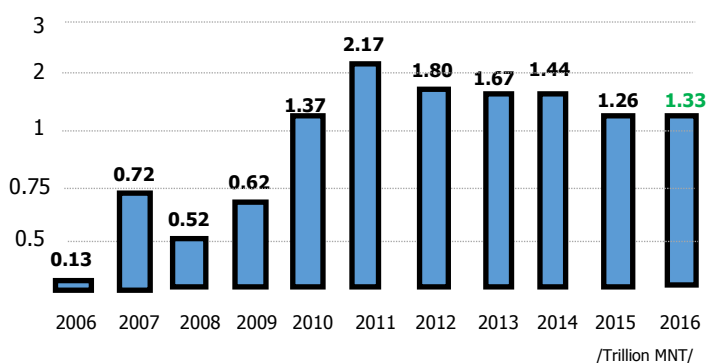
October 2016

Stock trading

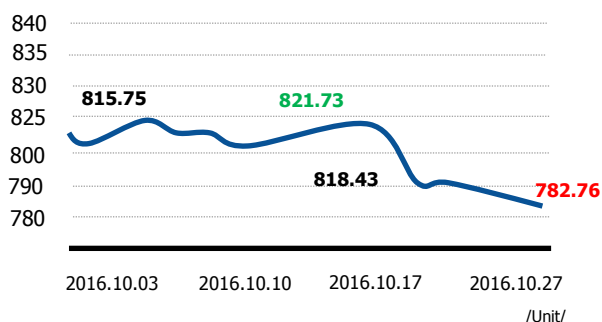
/2016.10.31 14:05/

Traded volume	940,110
Total value /MNT/	38,820,161,505
Number of securities transaction	1,009
Number of traded securities	56
Market capitalization	1,330,351,774,331.78
MSE All index	779.69
Top-20 index	10,804.97

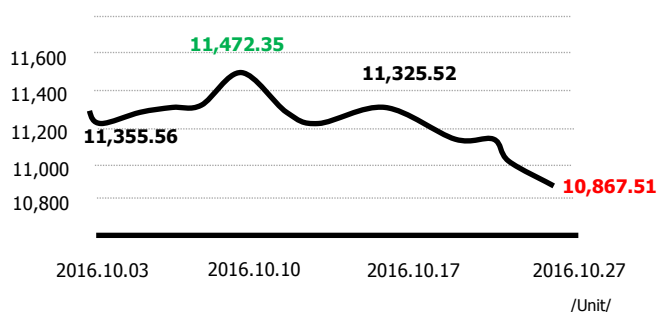
Market capitalization



MSE ALL index



TOP-20 index



Listed Joint Stock Companies

Total	228
State-owned	19
Partially state-owned	15
Private	194
Listing Classification "I"	7
"II"	46
"III"	175

Member Securities Companies

Total	58
Special license /Underwriter, Broker, Dealer/	26
Special license /Broker, Dealer/	29

Trading activities for Securities companies

As of 31 October 2016

Сим бол	Company name	Buy		Sell		Trading value /buy sell/
		Volume	Value	Volume	Value	
1	BDSec JSC	86,829	38,186,253.76	101,797	65,770,215.70	103,956,469.46
2	Standard Investment LLC	126,709	52,669,214.00	108,754	18,712,157.50	71,381,371.50
3	Bumbat-Altai LLC	52,723	20,724,677.11	21,704	23,456,156.61	44,180,833.72
4	Gendex LLC	95,186	39,071,230.00	0	0.00	39,071,230.00
5	TDB Capital LLC	23,036	23,106,195.02	22,829	9,628,722.26	32,734,917.28
6	Golomt Securities LLC	21,796	10,631,016.00	57,374	17,646,208.00	28,277,224.00
7	Zerged LLC	13,491	13,871,265.00	17,329	8,860,975.14	22,732,240.14
8	Ard Securities LLC	12,722	2,342,199.00	32,355	18,718,100.00	21,060,299.00
9	Gauli LLC	10,136	2,626,253.00	48,227	16,565,975.00	19,192,228.00
10	National Securities LLC	1,782	3,410,781.00	20,200	10,195,764.00	13,606,545.00
11	Delgerkhangai Securities LLC	6,671	9,350,417.60	9,387	3,927,496.00	13,277,913.60
12	Monsec LLC	16,129	8,809,833.00	3,186	4,126,804.90	12,936,637.90
13	Sanar LLC	12	220,140.00	3,686	12,631,937.00	12,852,077.00
14	MIBG LLC	00	0.00	14,756	6,734,070.00	6,734,070.00
15	Darkhan Broker LLC	109	68,385.00	1,329	6,251,402.20	6,319,787.20
16	Tulgat Chandmani Bayan LLC	4,254	1,786,205.00	21,466	3,781,039.00	5,567,244.00
17	Ace and T Capital LLC	26,399	5,079,975.00	521	129,185.00	5,209,160.00
18	Asia Pacific Securities LLC	826	1,569,400.00	2,136	3,504,990.00	5,074,390.00
19	Ard Capital Group LLC	1,725	1,831,314.90	1,243	1,566,265.00	3,397,579.90

Actively traded securities

As of 31 October 2016

No	Sym- bol	Securities Name	Volume	Value	High	Low	Open	Close	Change /Unit/	Change %/
1	APU	APU	157,106	63,876,137.00	425.00	389.00	388.00	400.00	2.22	0.56
2	TTL	TAVANTOLGOI	20,948	40,317,187.00	2,200.00	1,700.00	2,200.00	1,893.00	-24.00	-1.25
3	TCK	TALKH CHIKHER	903	17,482,810.00	19,500.00	17,010.00	19,500.00	17,100.00	-2,500.00	-12.76
4	GOV	GOVI	1,799	15,683,460.00	9,600.00	8,560.00	9,600.00	8,800.00	-940.00	-9.65
5	NEH	DARKHAN NEKHII	714	14,156,620.00	20,960.00	19,000.00	20,960.00	19,000.00	-1,000.00	-5.00
6	SUU	SUU	80,932	11,093,394.00	14000	133.00	140.00	13400	-2.62	-1.92
7	ONH	UNDURKHAAN	91,443	9,144,300.00	100.00	100.00	100.00	0.00	0.00	0.00
8	GTL	GUTAL	545	8,973,390.00	16,530.00	14,510.00	16,530.00	14,510.00	-2,390.00	-14.14
9	BDS	BDSEC	6,505	8,481,540.00	1,888.00	1,300.00	1,888.00	1,301.00	-379.00	-22.56
10	SHG	SHARYN GOL	3,877	8,127,313.00	2,830.00	2,020.00	2,830.00	2,025.00	-525.00	-20.59
11	JTB	GENCO TOUR BUREAU	77,654	4,867,164.16	74.00	60.00	74.00	60.23	-4.77	-7.34
12	UID	ULSIIN IKH DELGUUR	8,187	4,433,883.40	570.00	510.00	570.00	510.10	28.00	5.81
13	BAN	BAGANUUR	1,844	3,993,117.00	2,370.00	1,910.00	2,370.00	1,910.00	-152.00	-7.37
14	ADL	ADUUNCHULUUN	2,184	3,710,520.00	1,750.00	1,651.00	1,750.00	1,655.00	-43.00	-2.53
15	SHV	SHIVEE OVOO	1,198	3,685,897.00	3,340.00	3,024.00	3,340.00	3,100.00	470.00	17.87
16	TAS	ERDENET KHUNS	2,416	3,213,280.00	1,330.00	1,330.00	1,330.00	1,330.00	57.00	4.48
17	MMX	MAKH IMPEX	1,209	3,109,389.00	2,800.00	2,400.00	2,800.00	2,649.00	-51.00	-1.89
18	BNG	BAYANGOL HOTEL	57	2,206,000.00	40,000.00	38,000.00	40,000.00	40,000.00	1,980.00	5.21
19	MNP	MONGOL POST	6,536	1,834,819.08	290.00	277.00	290.00	278.00	-11.50	-3.97
20	EER	ARIG GAL	702	1,578,770.00	2,256.00	2,210.00	2,256.00	2,241.00	41.00	1.86

Securities with most growth

As of 31 October 2016

№	Securities Name	Volume	Closing price		Change /MNT/	Change /Percentage/
			2016-09-30	2016-10-31		
1	E-MONIE	1,060.00	173.65	229.63	55.98	32.24%
2	AUTO IMPEX	255.00	1,700.00	2,190.00	490.00	28.82%
3	MONINJBAR	852.00	138.00	150.00	30.00	25.00%
4	SHIVEE OVOO	1,198.00	3,024.00	3,100.00	470.00	17.87%
5	MONGOL SHEVRO	9.00	1,380.00	1,380.00	180.00	15.00%
6	E-TRANS LOGISTIC	1,246.00	84.10	94.02	10.47	12.53%
7	ULSIIN IKH DELGUUR	8,187.00	510.00	510.10	28.00	5.81%
8	BAYANGOL HOTEL	57.00	38,000.00	40,000.00	1,980.00	5.21%
9	ATAR-URGUU	3.00	65,000.00	65,000.00	3,000.00	4.84%
10	ERDENET KHUNS	2,416.00	1,330.00	1,330.00	57.00	4.48%
11	HERMES CENTER	654.00	135.00	140.00	5.00	3.70%
12	ARIG GAL	702.00	2,210.00	2,241.00	41.00	1.86%
13	APU	157,106.00	389.00	400.00	2.22	0.56%
14	TUSHIG UUL	100.00	411.00	411.05	0.05	0.01%
15	BERKH UUL	1,208.00	805.00	805.00	0.00	0.00%
16	UB-BUK	5,033.00	300.00	300.00	0.00	0.00%
17	FRONTIER LAND GROUP	20.00	450.00	450.00	0.00	0.00%
18	MONGOL SHILTGEEN	38.00	640.00	640.00	0.00	0.00%
19	UNDURKHAAN	91,443.00	100.00	0.00	0.00	0.00%
20	SONSGOLON BARMAT	13.00	621.00	621.00	0.00	0.00%

Securities with most decline

As of 31 October 2016

№	Securities Name	Volume	Closing price		Change /MNT/	Change /Percentage/
			2016-09-30	2016-10-31		
1	JUULCHIN GOVI	41.00	3,655.00	2,645.00	-1,010.00	-27.63
2	BDSEC	6,505.00	1,680.00	1,301.00	-379.00	-22.56
3	SHARYN GOL	3,877.00	2,550.00	2,025.00	-525.00	-20.59
4	NOYOT KHAIRKHAAN	3.00	1,105.00	1,105.00	-195.00	-15.00
5	HAI BI OIL	3,678.00	247.00	210.00	-37.00	-14.98
6	BINSE	50.00	555.00	555.00	-95.00	-14.62
7	GUTAL	545.00	16,530.00	14,510.00	-2,390.00	-14.14
8	BAYALAG NALAIKH	50.00	275.00	275.00	-45.00	-14.06
9	DARKHAN HOTEL	15.00	15,610.00	15,600.00	-2,400.00	-13.33
10	MEREX	2,915.00	61.00	52.00	-8.00	-13.33
11	MONNOOS	28.00	1,650.00	1,650.00	-250.00	-13.16
12	TALKH CHIKHER	903.00	19,500.00	17,100.00	-2,500.00	-12.76
13	KHUKH GAN	23,099.00	70.00	55.01	-6.99	-11.27
14	REMICON	5,863.00	58.60	50.10	-5.90	-10.54
15	OLLOO	1,950.00	87.80	79.00	-8.80	-10.02

MSE RECEIVED THE CONGRATULATIONS LETTER FROM LONDON STOCK EXCHANGE GROUP

Xavier Rolet, CEO of London Stock Exchange Group /LSEG/ sent the congratulations letter to Altai.Kh, CEO of MSE regarding to reappointment as Chief Executive Officer of the Mongolian Stock Exchange.

In the letter, Xavier Rolet specially noted that Mongolian market adopted significant changes including the successful implementation of the Millennium IT platform and alignment to international standards under Altai.Kh's leadership during the years between 2011 and 2013. And, he will look forward to working with him and his team again.

Note: In 2011, Mongolian Stock Exchange and London Stock Exchange Group signed the "Master Service Agreement" for 3 years, and in 2014 they extended for 3 more years. Under the framework of this agreement, MSE and LSEG are cooperating to introduce an integrated securities trading system, a proper legal environment and bringing the infrastructure, technology and human resources' capability to the international standards.

"I TOOLS" JSC DELISTED FROM MSE'S LISTING

Pursuant to the Mongolian Securities Law, the Resolution No.: 267 of Financial Regulator Commission dated on 2016, and the Order No.: 374 of CEO of MSE dated on 7 October 2016, total of 4,324,263 shares with face value of MNT1000.00 of "I Tools" JSC delisted from MSE's listing.

ATTENTION TO SHAREHOLDERS OF "GAZAR SULJMEL" JSC

Based on the Resolution No.:06/07 of shareholders meeting of "Gazar Suljmel" JSC dated on 14 September 2016, the official request No.:03/40 of "Gazar Suljmel" JSC dated on 07 October 2016 and the Clause No.: 8.10.11 of charter of Mongolian Stock Exchange, name of "Gazar Suljmel" JSC changed to "Juulchin Duty Free" JSC on MSE's listing.

TRADING LICENSE OF "SILICAT" JSC REINSTATED

According to the enforcement letter No.: 132 from state inspector of Financial Regulatory Commission dated on 11 October 2016, the trading license of "Silicat" JSC reinstated.

"ONE GOAL-ONE SOLUTION" DEBATE ORGANIZED SUCCESSFULLY



Financial Regulatory Commission /FRC/, Mongolian Stock Exchange /MSE/, Mongolian Association of Securities Dealer /MASD/ and Japan International Cooperation Agency /JAICA/ co-organized the “One goal-one solution” debate forum at big auditorium of Government house.

Erdenbat.J, prime minister of Mongolian opened the forum with opening speech “Securities market needs to develop immediately, and Mongolian government will support for its development”.

During the forum, participators of securities market, securities issuers were discussed about current controversial issues and problems of securities market and searching answers and all parties agreed to work on together in future.

SECURITIES MARKET OPEN DOOR EVENT ORGANIZED SUCCESSFULLY



On 28-29 October 2016, capital market “Open Door” event organized by Mongolian Stock Exchange, Mongolian Association of Securities Dealers, custodian banks, Mongolian Central Securities Depository and securities companies at Mongolian Stock Exchange’s building. During the “Open Door” event, following services were provided to citizens and business entities from an open window service:

- Guide to how to participate stock trading, information for MSE listed companies
- Information and advices on how to issue stock and bonds
- Information and introduction of the Government securities
- Dividends information
- Investment advices
- Open the brokerage account
- Search account
- Comment requests from citizen regarding securities