


1,442,167,718


RANKING OF THE MEMBERS OF MONGOLIAN STOCK EXCHANGE,
based on the trading volume
As of Sep30, 2014

№	Symbol	Company name	License type			Trading value of September				Trading value of 2014	
						General trading value		Equity block trading	Total value /in MNT/	Total value /in MNT/	Composition in total trading value /in percentage/
			broker, dealer	Underwriter	Investment advisory	Equity	Bond				
1	BDSC	BDSec	•	•	•	279,665,445.00	-	1,854,234,000.00	2,133,899,445.00	14,919,204,717.78	44.4%
2	TCHB	Tulgat Chandman bayan	•			51,126,783.00	-	-	51,126,783.00	6,448,833,094.00	19.2%
3	STIN	Standart Investment	•	•	•	122,802,569.00	-	-	122,802,569.00	2,328,844,969.00	6.9%
4	MSEC	Monsec	•	•		66,574,972.00	-	1,865,841,400.00	1,932,416,372.00	2,269,368,530.37	6.8%
5	DELG	Delgerkhangai securities	•			18,207,531.00	-	-	18,207,531.00	1,543,711,986.08	4.6%
6	BULG	Bilgan Broker	•			10,562,125.00	-	-	10,562,125.00	687,279,983.00	2.0%
7	ECM	Euroasia capital holding	•	•	•	5,025,700.00	-	-	5,025,700.00	657,261,885.00	2.0%
8	GNDX	Gendex	•			2,164,213.00	-	-	2,164,213.00	452,195,055.00	1.3%
9	ARD	Ard capital group	•	•		10,025,866.00	-	-	10,025,866.00	415,673,971.73	1.2%
10	DRBR	Darkhan Broker	•			57,723,543.00	-	-	57,723,543.00	405,441,964.34	1.2%
11	MERG	Mergen Sanaa	•			8,493,367.00	-	-	8,493,367.00	271,133,023.00	0.8%
12	ARGB	Argai Best	•			6,569,737.00	-	-	6,569,737.00	260,980,875.00	0.8%
13	BUMB	Bumbat Altai	•			412,781.00	-	-	412,781.00	255,768,071.62	0.8%
14	NSEC	National securities	•	•	•	303,630.00	-	-	303,630.00	242,890,553.00	0.7%
15	TNGR	Tenger Capital	•	•	•	1,747,428.00	-	-	1,747,428.00	217,092,206.00	0.6%
16	ZRGD	Zerged	•			3,123,654.00	-	-	3,123,654.00	207,549,791.28	0.6%
17	SANR	Sanar	•			28,428,240.00	-	-	28,428,240.00	175,684,049.40	0.5%
18	TDB	TDB Capital	•	•		2,238,915.00	-	-	2,238,915.00	167,380,650.24	0.5%
19	APS	Asia Pacific Securities	•	•		10,121,050.00	-	-	10,121,050.00	156,368,250.00	0.5%
20	GAUL	Gauli	•	•		5,101,300.00	-	-	5,101,300.00	151,224,137.20	0.5%
21	BATS	Bats	•			5,980,100.00	-	-	5,980,100.00	142,869,118.35	0.4%
22	GDEV	Granddevelopment	•			-	-	-	-	132,836,746.00	0.4%
23	GLMT	Golomt Securities	•			11,508,903.00	-	-	11,508,903.00	123,268,203.85	0.4%
24	UNDR	Undurkhaan Invest	•			12,528,581.00	-	-	12,528,581.00	113,775,227.55	0.3%
25	MSDQ	Masdaq	•			2,493,650.00	-	-	2,493,650.00	109,811,771.44	0.3%
26	TABO	Tavan Bogd\	•			21,972,800.00	-	-	21,972,800.00	89,708,847.00	0.3%
27	GATR	Gatsuurt Trade	•			8,877,464.00	-	-	8,877,464.00	89,188,166.57	0.3%
28	DWMGL	Deawoo Securities	•	•	•	14,344,000.00	-	-	14,344,000.00	70,542,040.00	0.2%
29	MICC	MICC	•	•		725,300.00	-	-	725,300.00	63,954,493.00	0.2%

30	GLOB	Global Asset	•		•	-	-	-	-	60,768,245.00	0.2%
31	GDSC	Goodsec	•		•	7,180,539.00	-	-	7,180,539.00	54,244,415.00	0.2%
32	ALTN	Altan Khoromsog	•			5,818,080.00	-	-	5,818,080.00	49,254,523.00	0.1%
33	MNET	Monet Capital	•	•	•	-	-	-	-	41,352,529.00	0.1%
34	BSK	Bluesky Securities	•			1,467,570.00	-	-	1,467,570.00	34,455,243.00	0.1%
35	ZGB	ZGB	•			2,655,830.00	-	-	2,655,830.00	34,049,418.00	0.1%
36	ACE	Ace and T Capital	•	•	•	3,307,686.00	-	-	3,307,686.00	31,690,165.00	0.1%
37	MONG	Mongol Securities	•			25,448,748.00	-	-	25,448,748.00	29,508,428.00	0.1%
38	MIBG	MIBG	•	•		-	-	-	-	16,378,490.81	0.0%
39	CAPM	Capital Market Corporation	•	•		-	-	-	-	16,186,430.00	0.0%
40	BLMB	Bloomsbury Securities	•	•		135,000.00	-	-	135,000.00	14,960,278.00	0.0%
41	GNN	Goviin Noyon Nuruu	•			-	-	-	-	14,239,057.00	0.0%
42	MWTS	MWTS	•			318,290.00	-	-	318,290.00	9,268,663.00	0.0%
43	FINL	Finance Link Group	•			1,877,960.00	-	-	1,877,960.00	6,420,756.00	0.0%
44	DCF	DCF	•			-	-	-	-	3,571,060.00	0.0%
45	FCX	FCX	•	•		-	-	-	-	2,092,850.00	0.0%
46	USEC	United Securities	•	•		-	-	-	-	2,066,710.00	0.0%
47	LFTI	Lifetime Investment	•	•		438,120.00	-	-	438,120.00	1,418,228.00	0.0%
48	TUIN	Tuushin Invest	•	•		-	-	-	-	1,345,710.00	0.0%
49	NOVL	Novel Investment	•		•	-	-	-	-	1,049,430.00	0.0%
50	ABJY	ABJAYA	•			-	-	-	-	-	-
51	BBSS	BBSS	•			-	-	-	-	-	-
52	BKHE	Baga Kheer	•			-	-	-	-	-	-
53	BLAC	Blackstone International	•			-	-	-	-	-	0.0%
54	DGSN	Dogson	•			-	-	-	-	-	-
55	FRON	Frontier	•	•		-	-	-	-	-	-
56	GRLN	Grandline	•			-	-	-	-	-	-
57	GSEC	Greet Securities	•		•	-	-	-	-	-	-
58	HUN	Hunnu Empire	•			-	-	-	-	-	-
59	ITR	I Trade	•			-	-	-	-	-	-
60	OERD	Ochir Erdende Invest	•			-	-	-	-	-	-
61	OGTR	Munkh Ogtorgui	•			-	-	-	-	-	-
62	PREV	Prevalent	•	•		-	-	-	-	-	-
63	SECP	Secap	•			-	-	-	-	-	-
64	SGC	SG Capital	•	•	•	-	-	-	-	-	-
65	SKCA	Skykhan Capital	•			-	-	-	-	-	-
66	SOYO	Soyombo Investment Corporation	•			-	-	-	-	-	-
67	TTOL	Tavantolgoi khishig	•			-	-	-	-	-	-
68	TTR	Tushig trust	•			-	-	-	-	-	-
69	UBBD	UBBD	•		•	-	-	-	-	-	0.0%
70	ZEUS	ZEUS Capital	•		•	-	-	-	-	-	-
71	ZGSC	Zuunii garts Securities	•			-	-	-	-	-	-
Total				25	16	817,497,470.00	-	3,720,075,400.00	4,537,572,870.00	33,594,163,005.61	100%





































































































The image shows a grid of 20 columns and 30 rows. The grid is composed of thin lines forming small squares. A thick vertical line runs along the right edge of the grid, separating it from the rest of the page. The grid is empty and occupies the left portion of the page.

